

2.5 (pg.86) Multiplying with Decimals

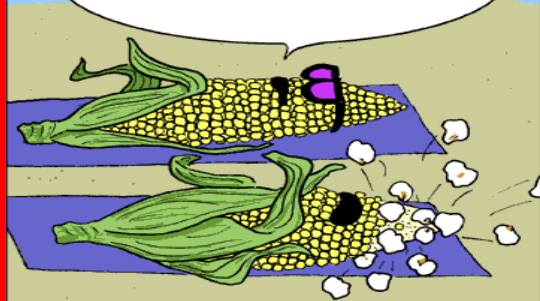


MATH

MAKES YOUR
LIFE ADD UP!

Step 1

I TOLD you to wear sunscreen.




©Copyright 2006 GJ Caulkins www.mightywombat.com


Set up the factors, you **DON'T** have to line up the decimal points. Place the number that has **MORE** digits on **TOP**!

Step 2

Multiply!



Step 3



To place your decimal in the product:

- **Count** the digits after the decimal point in both of the **factors**.

$$\begin{array}{r} \text{Ex.} \quad 3.81 \rightarrow 2 \\ \times \quad 1.3 \rightarrow 1 \\ \hline \quad \quad \quad 3 \end{array}$$

$$\begin{array}{r} \text{Ex.} \quad 869 \quad 0 \\ \times \quad 1.39 \quad +2 \\ \hline \quad \quad \quad 2 \end{array}$$

Step 4

- Count that many spaces from **RIGHT** to **LEFT** in your product, place the decimal point here.

(Note: math work has been omitted)

$$\begin{array}{r} \text{Ex.} \quad 3.81 \quad 2 \\ \times \quad 1.3 \quad +1 \\ \hline 4.953 \quad 3 \\ \quad \quad \quad \curvearrowright \quad \curvearrowright \quad \curvearrowright \end{array}$$

$$\begin{array}{r} \text{Ex.} \quad 869 \quad 0 \\ \times \quad 1.39 \quad +2 \\ \hline 1207.91 \quad 2 \\ \quad \quad \quad \curvearrowright \quad \curvearrowright \end{array}$$

